

## About Toppr

Toppr is India's leading after-school learning app on a mission to make learning personalised. It caters to the individual learning styles of candidates and provides the widest K12 syllabus coverage with 1 million course combinations. It currently has over 9 million students on its platform and helps them prepare for various school, board, and competitive exams. It uses natural language processing to solve student doubts instantly. It also uses artificial intelligence, machine learning, and big data to study student behaviour and create adaptive learning paths with infinite combinations. This ensures that every student has a unique and personalised learning experience.

Toppr's **highly personalized** learning app for students is based on **AI-ML driven platform that runs on both Android and IOS as well as on the web browser**. It's a new age learning app based study program which adopts a student-centric approach of **Learn, Practice, Test, and Doubts** to ensure that students understand the concept through deep immersive learning, and practice to improve their speed and accuracy. The learning solutions offered by Toppr are same as per the **prescribed curriculum** in the school. It also helps the students to prepare for the various **competitive and scholarship exams**. Toppr's learning app is a step towards enabling and empowering students to be independent learner by allowing them to set goals for the study and review their performance for more effective learning outcome.



Tyton Global Growth  
2018



Indian Education Awards  
2018



IAMAI Awards  
2018



CB Insights 2015  
2018



IAMAI Awards  
2017



AWS Mobility Awards  
2017



EdTechX Global Awards  
2017



## Toppr Product Features

### A) Online Classes

Watch short Video Classes to learn new concepts, attend Live Classes to interact with tutors, flip through Stories and read Concepts to revise and strengthen your basics. Whether you're starting a new chapter or revising an old one, we've got you covered!

#### 1. Watch short Video Classes to learn new concepts

[<https://www.youtube.com/watch?v=Dk6SZuxEo9A>]

Get an in-depth understanding of concepts by watching short video classes created by experts. Watch these videos in English or Hinglish, and learn the way you want.

#### 2. Attend Live Classes and talk to experts [<https://www.youtube.com/watch?v=rP33xyHtlI4>]

Interact with tutors and clear your concepts in live classes. They explain complex topics, share tips and tricks and conduct paper analysis to help you learn better.

#### 3. Flip through Stories and Concepts to strengthen basics

[Stories: <https://www.youtube.com/watch?v=JxZrv0S6q2U>]

[Concepts: <https://www.youtube.com/watch?v=xF2MbjmIP0I>]

Stories have the highlights of each chapter. Concepts cover all important definitions and formulae for every chapter. They're perfect for last-minute revision before an exam.

### B) Adaptive Practice

Adaptive practice ensures that you start off at a level that's best suited to you, and gives you questions so that you can achieve your unique learning goals. With the right questions at the right time, you don't have to worry about your practice.

#### 1. Solve unique practice questions to achieve your goals

[GOALS: <https://www.youtube.com/watch?v=GV8iLHFFSJo>]

Toppr analyses your strengths and weaknesses and then suggests questions. With Toppr, you will practice questions that are right for your learning needs. You will be able to learn better when your practice is made perfectly for you.

#### 2. Choose question sets based on difficulty

Choose from a set of easy, medium, or difficult questions based on your understanding of a topic. Toppr has chapter-wise question sets based on difficulty, for every stage of your preparation.

### **3. Take a crash course and practice the way you want**

Customise your crash course at the click of a button. Instead of flipping through multiple reference books for questions of your choice, start practising the way you want on Toppr.

#### **C) Mock Tests [LINK : [https://www.youtube.com/watch?time\\_continue=39&v=wuzNSaLgWQc](https://www.youtube.com/watch?time_continue=39&v=wuzNSaLgWQc)]**

Solve previous year papers, attempt all India level mock tests, or create one on your own and challenge your friends. From creating exam strategies to polishing your weak subjects, mock tests on Toppr help you be exam ready in every way.

#### **1. Take All India test series**

Be exam-ready with all India test series and previous papers. In the days before your exam, take all India test series to know where you stand at the national level. Develop exam strategies and learn time management by solving previous years' question papers.

#### **2. Create your own tests**

Want to practice a particular chapter and see how many questions can you solve in a set amount of time? You can create your own mock test in under a minute, and work towards improving your weaknesses and using your strengths.

#### **3. Skill Test**

Faster way to assess your skills in a chapter

[LINK : [https://www.youtube.com/watch?v=5I\\_tJvI8Io4](https://www.youtube.com/watch?v=5I_tJvI8Io4)]

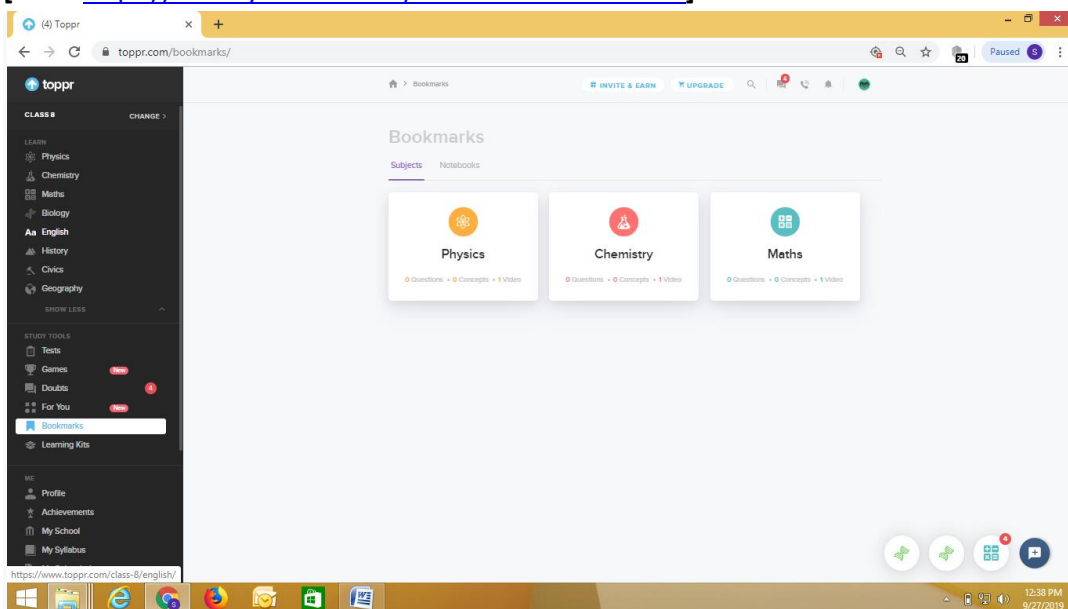
#### **4. Get detailed performance reports**

Know how many questions have you attempted, your accuracy, and the average time that you take to answer a question with detailed reports. These help you track your performance in tests and highlight the areas to work on and learn better.

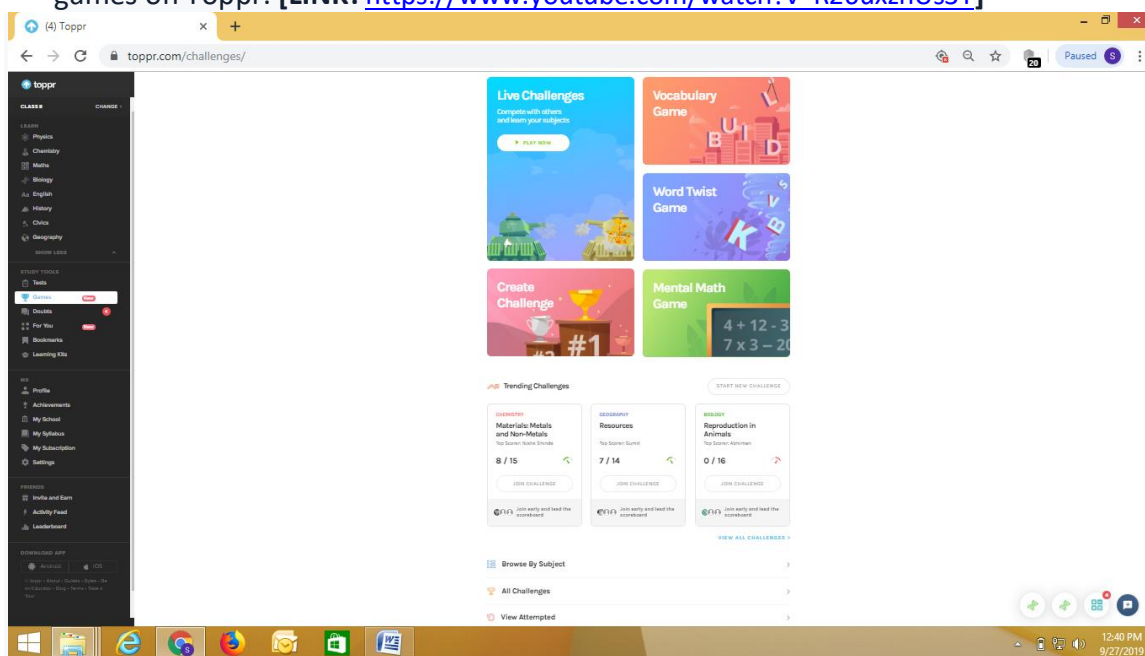
### **Other features – Study Tools**

- 1. Bookmark:** While practicing questions, learning concepts or watching lectures , you can bookmark them for quick revision later.

[LINK: <https://www.youtube.com/watch?v=ERtS96vbous>]



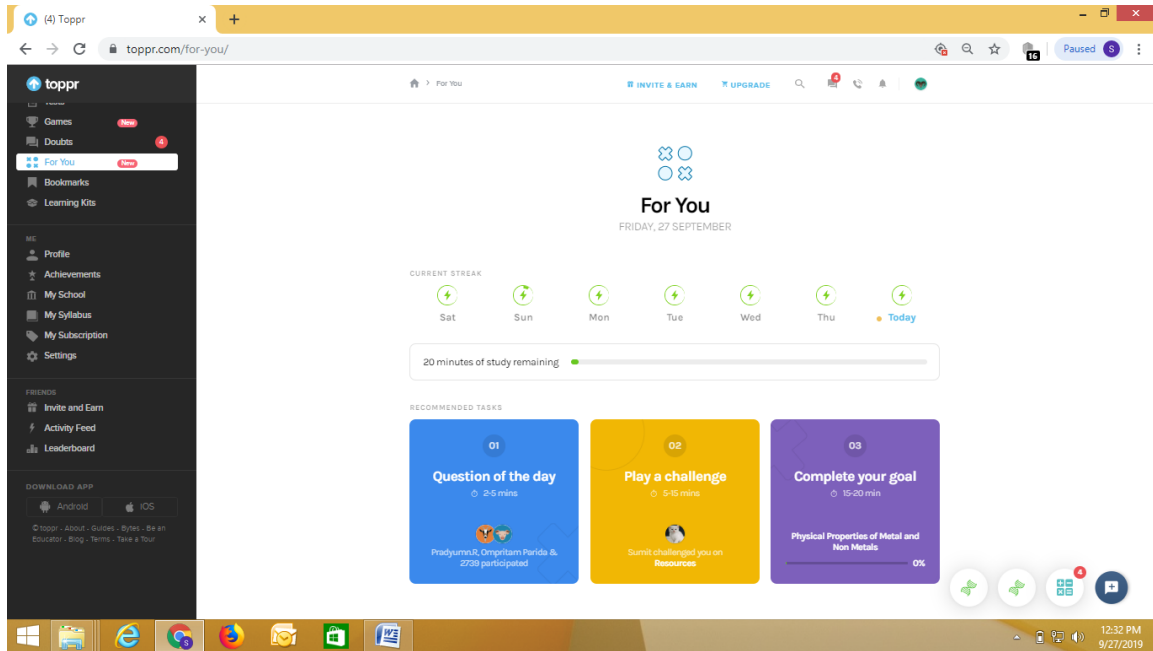
2. **Games** : Learning has never been so interesting and fun filled. Learn while playing games on Toppr. [LINK: <https://www.youtube.com/watch?v=R26uxzhUs3Y>]



### 3. Learning Kits

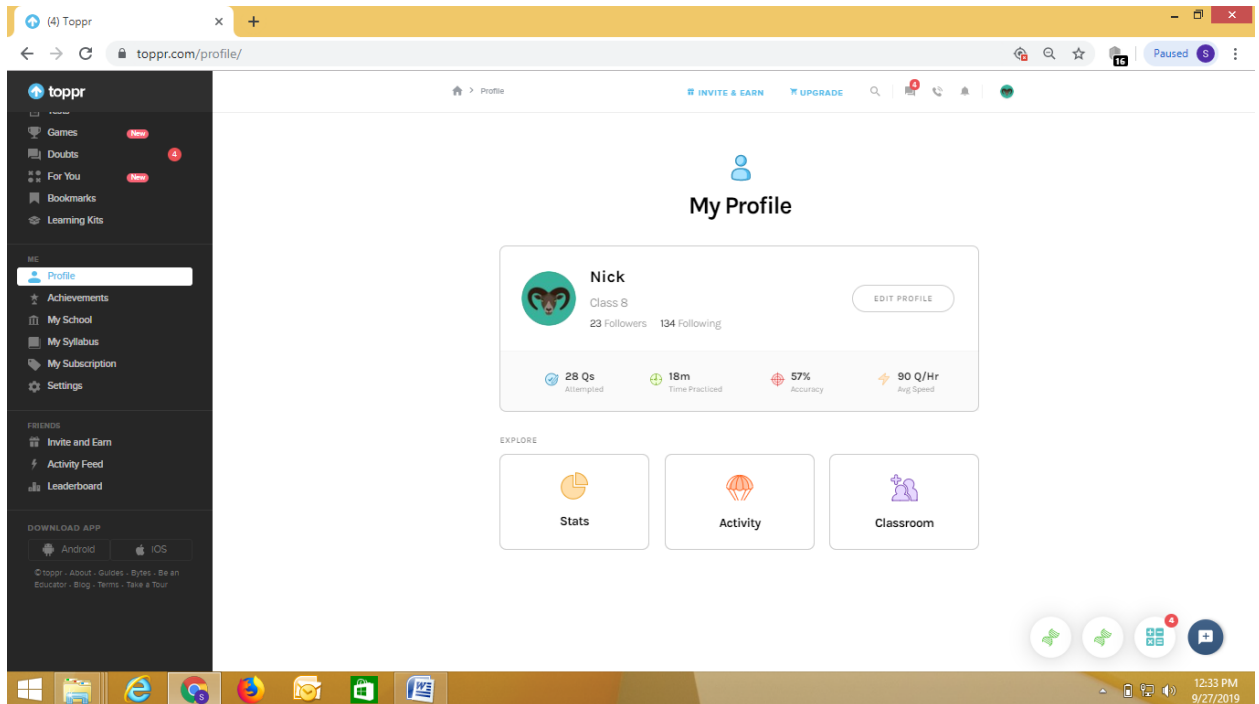
Learning kits make learning more fun. These kits will help you learn concept better and deeper. Learning kits have 12 experiment kits for you, to unleash your creativity.

#### 4. For You : Keep a track of your goals and complete your day to day tasks

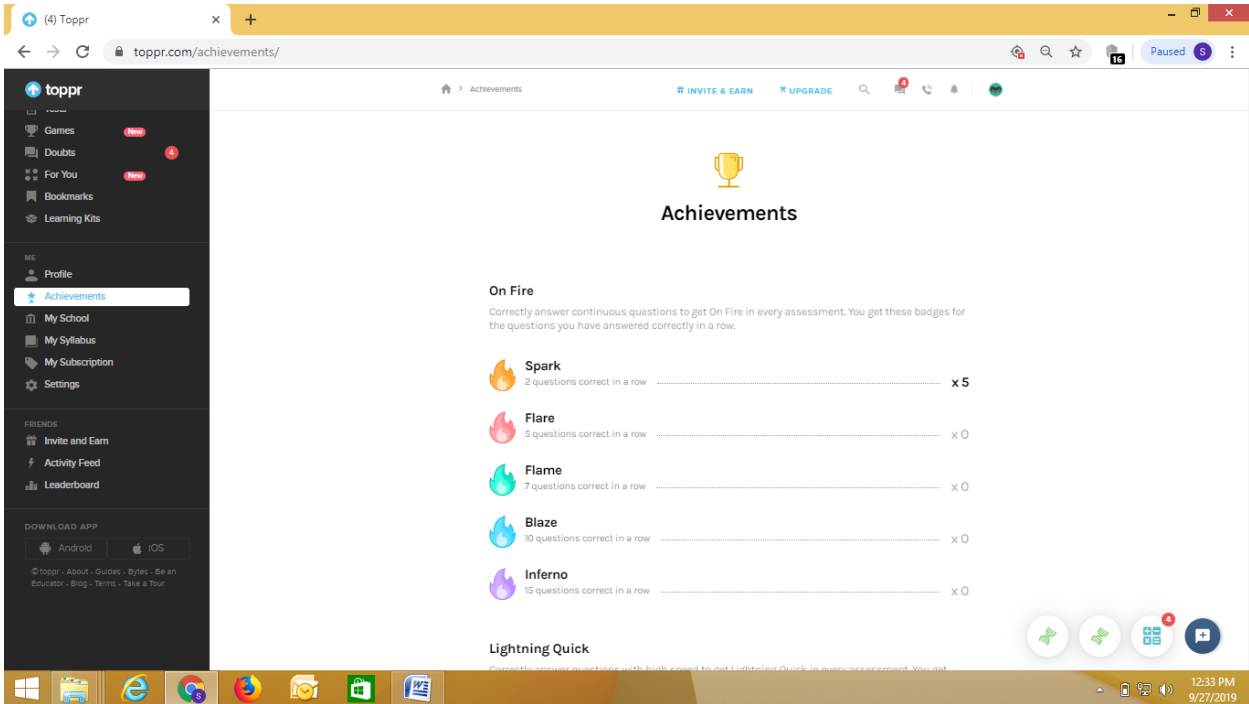


#### 5. Me

##### a) Profile : Track your progress and activity.



b) **Achievements** : Win badges and belts based on your performance



**Lightning Quick**

Correctly answer questions with high speed to get Lightning Quick in every assessment. You get these badges for the questions you have answered correctly in a 10 minutes duration.

**On Fire**

Correctly answer continuous questions to get On Fire in every assessment. You get these badges for the questions you have answered correctly in a row.

**Scholar Belt**

Practice regularly to get Scholar Belts every week. You get these badges for the days you have practiced for in a week.

c) **My School** : You get you see the leaderboard, and **live challenges**

[LINK: <https://www.youtube.com/watch?v=vZXI7HE6MKs>] and achievers from your school.

d) **My Syllabus:** You get to see the syllabus you have opted for.

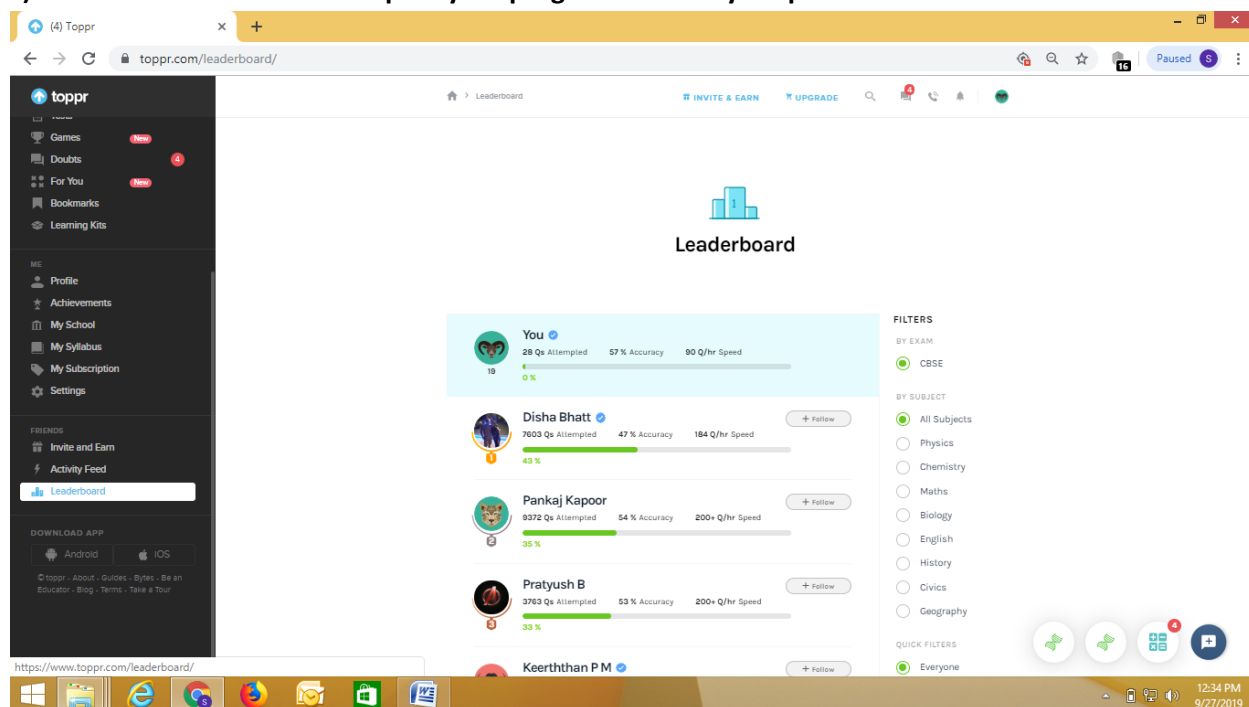
The screenshot shows the 'My Syllabus' page on the Toppr website. The left sidebar contains navigation options: Games, Doubts, For You, Bookmarks, Learning Kits, ME (Profile, Achievements, My School, My Syllabus, My Subscription, Settings), FRIENDS (Invite and Earn, Activity Feed, Leaderboard), and DOWNLOAD APP (Android, iOS). The main content area displays the 'My Syllabus' header with a sub-header 'Your syllabus defines your subjects, related videos & questions.' Below this, it shows 'MY SYLLABUS' details: Class 8, Board CBSE, and Subjects: Physics, Chemistry, Maths, Biology, English, History, Civics, Geography. A table under 'INCLUDES' lists: Chapters To Learn (76), Goals To Clear (275), Tests To Practice (100), and Hours Of Video Lectures (124). At the bottom, there is a 'CHANGE SYLLABUS' button and a timestamp '12:33 PM 9/27/2019'.

## 6. Friends

a) **Activity Feed:** You get to see the activities of your friends.

The screenshot shows the 'Activity Feed' page on the Toppr website. The left sidebar is identical to the previous page. The main content area displays the 'Activity Feed' header. It shows two activity entries for 'Zishaan Mohammed Hayath' practicing 'Rational Numbers'. The first entry shows '1 attempted', '0m 27s time taken', and '100% accuracy', with a 'START PRACTICE' button. The second entry shows 'Zishaan Mohammed Hayath practiced Rational Numbers and won 2 badges', with a 'BADGES WON' section displaying 'Sparks' and 'Blink' badges. At the bottom, there is a 'CHANGE SYLLABUS' button and a timestamp '12:34 PM 9/27/2019'.

## b) Leaderboard : You can compare your progress vis-à-vis your peers



## Ready reckoner Links

### Download, Signup and Login

1. How to download Toppr : [https://www.youtube.com/watch?v=3A1jBkt3\\_WA](https://www.youtube.com/watch?v=3A1jBkt3_WA)
2. How to Sign up : <https://www.youtube.com/watch?v=O4JPgBxFUAA>
3. How to Log in : [https://www.youtube.com/watch?v=EOi\\_FsVnfPo](https://www.youtube.com/watch?v=EOi_FsVnfPo)
4. Home Screen : <https://www.youtube.com/watch?v=ZOAtDyIKyUA>

### Product Features

1. Video Lectures : <https://www.youtube.com/watch?v=Dk6SZuxEo9A>
2. Test : [https://www.youtube.com/watch?time\\_continue=39&v=wuzNSaLgWQc](https://www.youtube.com/watch?time_continue=39&v=wuzNSaLgWQc)
3. Concepts : <https://www.youtube.com/watch?v=xF2MbImIP0I>
4. Goals : <https://www.youtube.com/watch?v=GV8iLHFFSJo>
5. Games : <https://www.youtube.com/watch?v=R26uxzhUs3Y>
6. Stories : <https://www.youtube.com/watch?v=JxZrv0S6q2U>
7. Challenges : <https://www.youtube.com/watch?v=vZXI7HE6MKs>
8. Skill Test : [https://www.youtube.com/watch?v=5I\\_tjVl8Io4](https://www.youtube.com/watch?v=5I_tjVl8Io4)
9. Question Sets : <https://www.youtube.com/watch?v=-bWVd-8FYf8>
10. My Bookmarks : <https://www.youtube.com/watch?v=ERTS96vbous>
11. Live Classes : <https://www.youtube.com/watch?v=rP33xyHtII4>