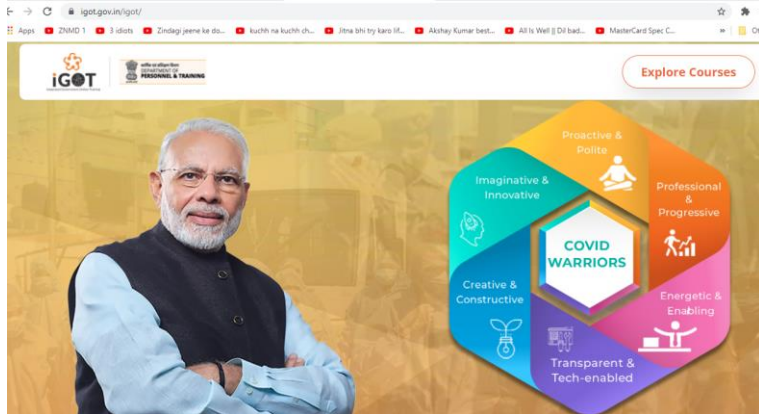
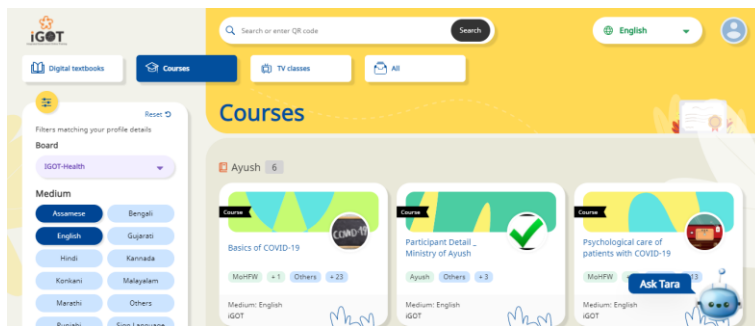


Registration and Course Completion Process on www.igot.gov.in as on May 15th, 2021

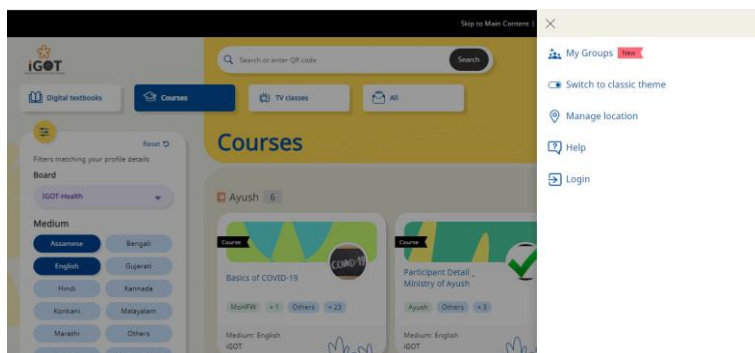
1. Click on the link www.igot.gov.in



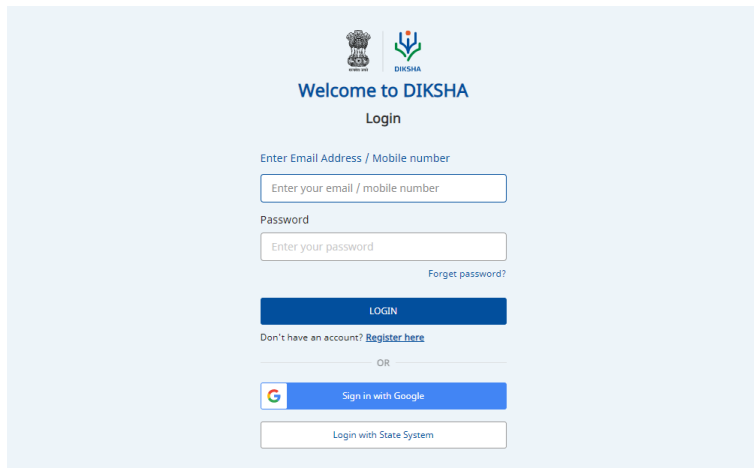
2. Click on Explore courses



3. Click on login in left side of screen

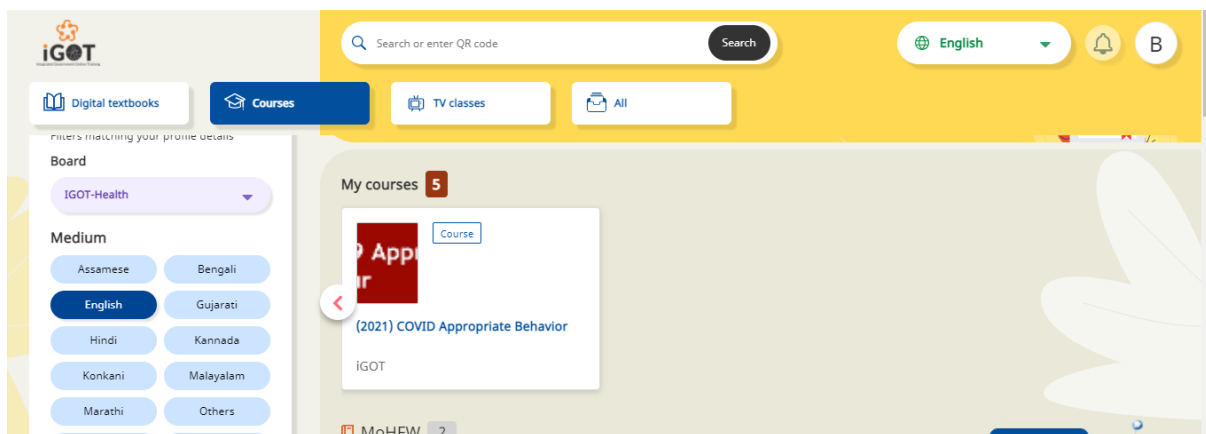


4. Register with E mail id and phone number or your gmail id.




5. Type this link in url

https://igot.gov.in/learn/course/do_31328341559236198415310/batch/01328749041657446440 or choose the course **2021 COVID Appropriate Behaviour**

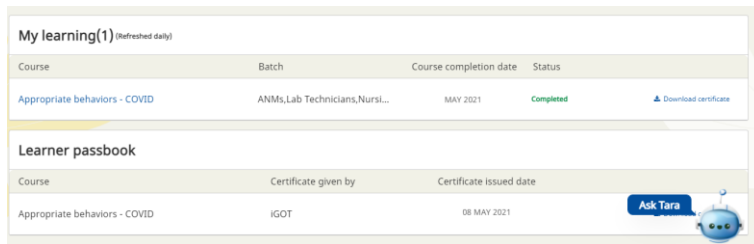


6. Finish the modules as per the directions given on website and watch this presentation for English translation.

https://igot.gov.in/learn/course/do_31328341559236198415310/batch/01328749041657446440



7. Download your certificates from profile button on homepage.



The screenshot shows two sections of a profile page. The first section is titled 'My learning(1) (Refreshed daily)' and contains a table with the following data:

Course	Batch	Course completion date	Status
Appropriate behaviors - COVID	ANMs,Lab Technicians,Nursi...	MAY 2021	Completed

The second section is titled 'Learner passbook' and contains a table with the following data:

Course	Certificate given by	Certificate issued date
Appropriate behaviors - COVID	IGOT	08 MAY 2021

There is a 'Download certificate' link next to the first row of the 'My learning' table and an 'Ask Tara' button with a robot icon next to the first row of the 'Learner passbook' table.

Take screenshot of “My learning” section of profile page

8. Upload all certificates/ My learning screen shot on Digipaathshala (Assignment upload-Unit 3.)