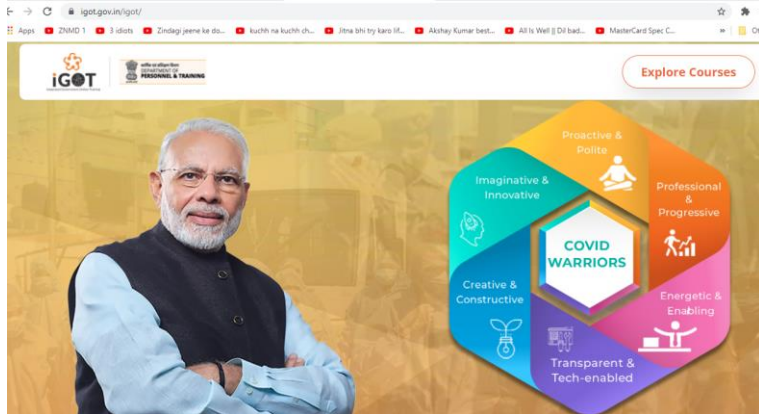
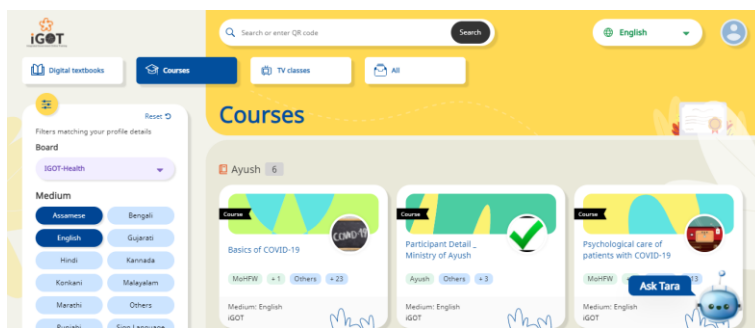


## Unit 4: Course Completion Process on igot.gov.in as on May 15<sup>th</sup>, 2021

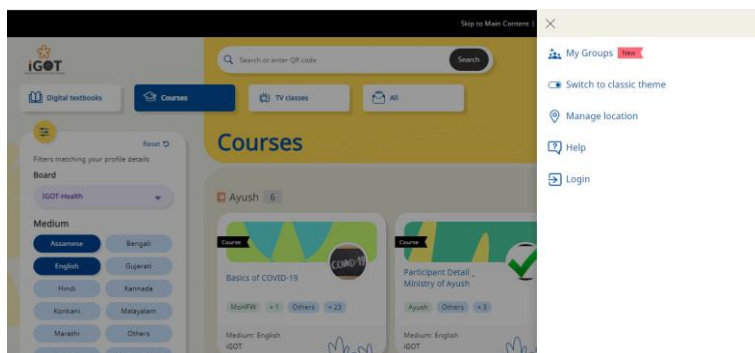
1. Click on the link [www.igot.gov.in](http://www.igot.gov.in)



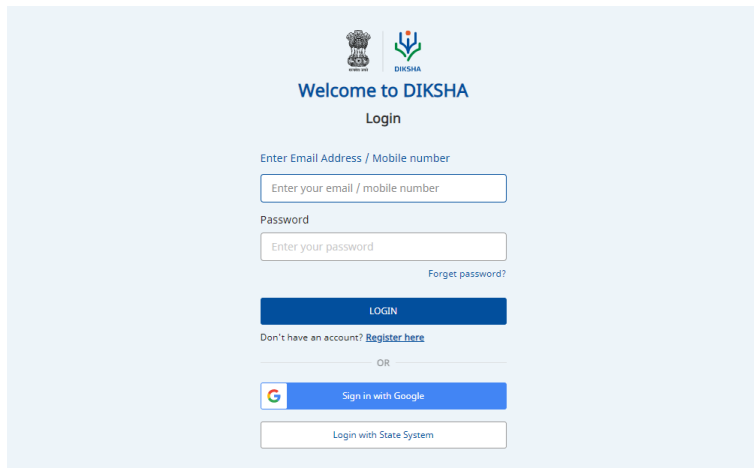
2. Click on Explore courses



3. Click on login in left side of screen

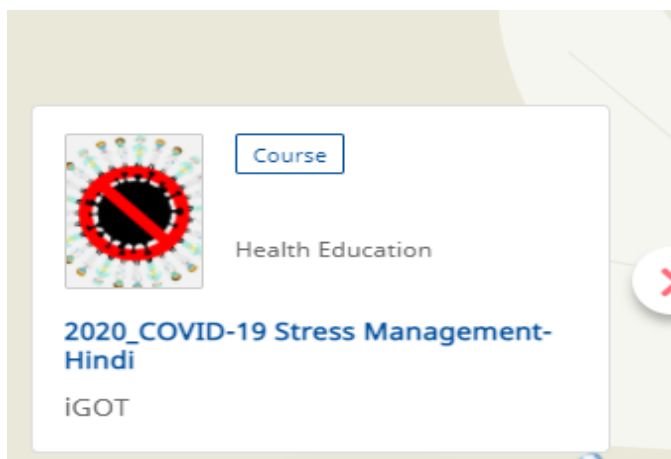


4. Login with E mail id and phone number or your gmail id.

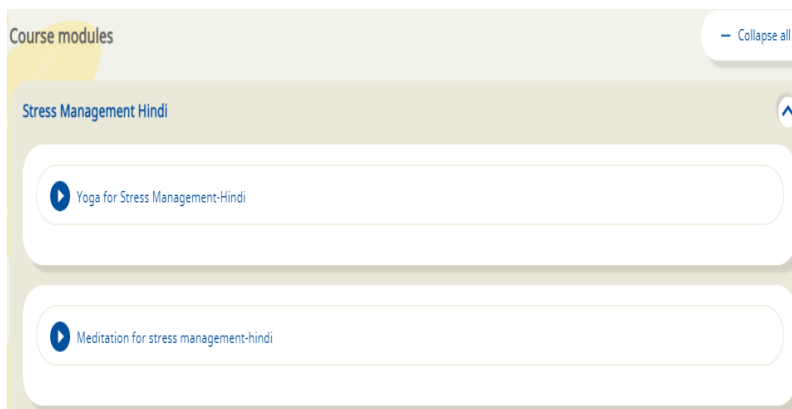


5. Type this link in url

[https://igot.gov.in/learn/course/do\\_3130335681083310081475/batch/0130336033637416963](https://igot.gov.in/learn/course/do_3130335681083310081475/batch/0130336033637416963) or choose the course 2020\_COVID-19 Stress Management by MoHFW and start learning



6. Finish these 2 modules one by one as per the directions given on website.



7. Download your certificates from profile button on homepage.

My learning(1) (Refreshed daily)			
Course	Batch	Course completion date	Status
Appropriate behaviors - COVID	ANMs,Lab Technicians,Nursi...	MAY 2021	Completed <a href="#">Download certificate</a>

Learner passbook		
Course	Certificate given by	Certificate issued date
Appropriate behaviors - COVID	IGOT	08 MAY 2021

Ask Tara 

8. Upload all 4 certificates on Digipaathshala.