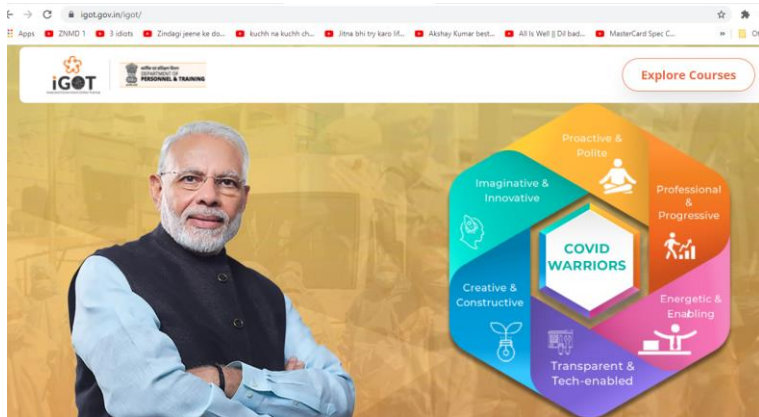
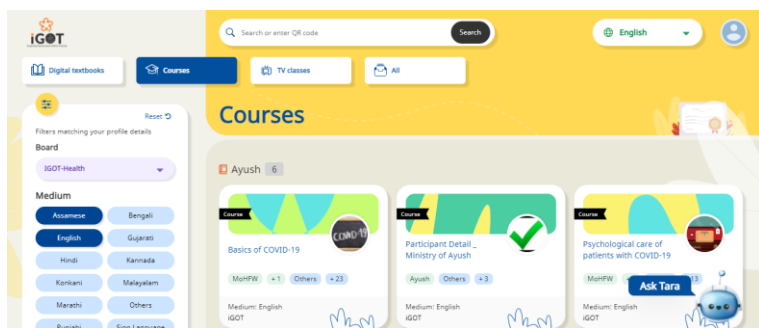


Registration and Course Completion Process on igot.gov.in as on May 15th, 2021

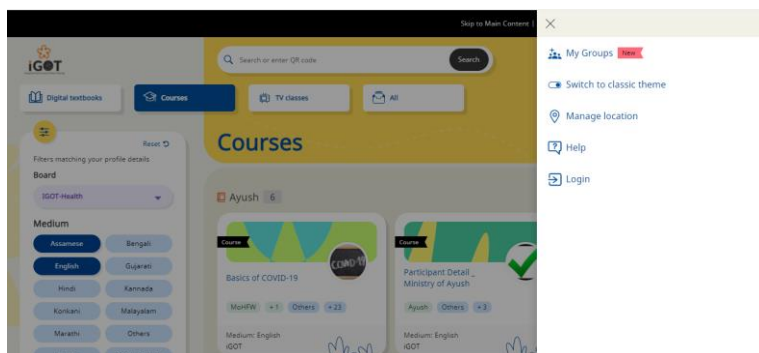
1. Click on the link www.igot.gov.in



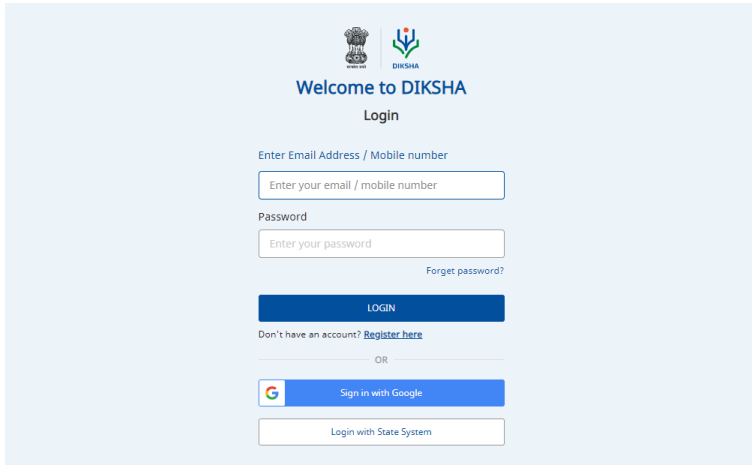
2. Click on Explore courses



3. Click on login in left side of screen

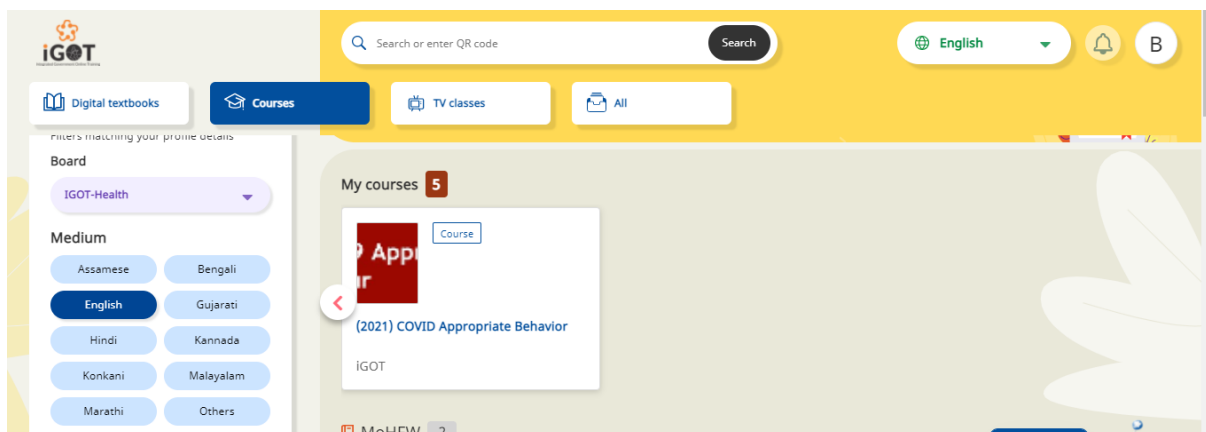


4. Register with E mail id and phone number or your gmail id.




The image shows the DIKSHA Login page. At the top, there are logos for the Government of India and DIKSHA. Below them is the text "Welcome to DIKSHA" and "Login". There are two input fields: "Enter Email Address / Mobile number" and "Enter your email / mobile number". Below these is a "Password" field with the text "Enter your password" and a link "Forgot password?". There is a blue "LOGIN" button. Below the button is the text "Don't have an account? Register here". There is an "OR" separator. Below that is a "Sign in with Google" button with the Google logo. At the bottom is a "Login with State System" button.


5. Type this link in url
https://igot.gov.in/learn/course/do_31328341559236198415310/batch/01328749041657446440 or choose the course **2021 COVID Appropriate Behaviour**



6. Finish the modules as per the directions given on website and watch this presentation for English translation.
https://igot.gov.in/learn/course/do_31328341559236198415310/batch/01328749041657446440



7. Download your certificates from profile button on homepage.

My learning(1) (Refreshed daily)			
Course	Batch	Course completion date	Status
Appropriate behaviors - COVID	ANMs,Lab Technicians,Nursi...	MAY 2021	Completed Download certificate
Learner passbook			
Course	Certificate given by	Certificate issued date	
Appropriate behaviors - COVID	IGOT	08 MAY 2021	Ask Tara 

Take screenshot of “My learning” section of profile page

8. Upload all certificates/ My learning screen shot on Digipaathshala (Assignment upload-Unit 3 .)